

WORLD TRIATHLON NATIONAL FEDERATION SURVEY REPORT 2022



# Grow triathlon globally, Leave legacy locally



World  
Triathlon

Be your extraordinary



# Contents

About the World Triathlon National Federation Survey	3	Geographical distribution of National Federation groups	11
Indicators	4	Comparison of main KPIs over 2018-2022	12
National Federations Participation	5	World Triathlon National Federation Survey results	17
Data collection methods	6	Contact	23
World Triathlon National Federation Groups	7		
Global and continental group distribution of National Federations	10		



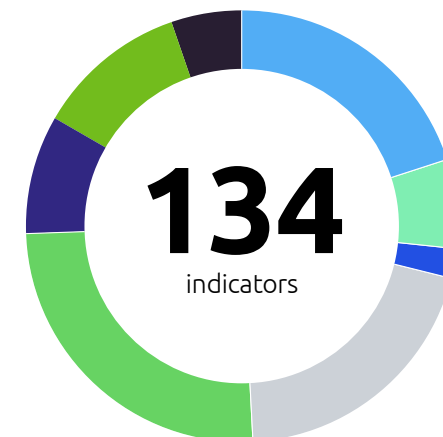
# About the World Triathlon National Federation Survey

How do we all benefit from the National Federation Survey?



# Indicators






Area	Number of indicators	Relative weight of indicators	
Administration, Management & Governance	27 <span style="color: green;">↑</span> 9	20.15% <span style="color: green;">↑</span>	<span style="color: blue;">■</span>
Gender Equity	9 <span style="color: red;">↓</span> 1	6.72% <span style="color: red;">↓</span>	<span style="color: green;">■</span>
Anti-Doping	3 <span style="color: red;">↓</span> 2	2.24 % <span style="color: red;">↓</span>	<span style="color: blue;">■</span>
Development <sup>1</sup>	27 <span style="color: green;">↑</span> 1	20.15 % <span style="color: red;">↓</span>	<span style="color: grey;">■</span>
Athletes <sup>2</sup>	34 <span style="color: green;">↑</span> 3	25.37 % <span style="color: green;">↑</span>	<span style="color: green;">■</span>
Coaches	12 <span style="color: green;">↑</span> 1	8.96 % <span style="color: green;">↑</span>	<span style="color: purple;">■</span>
Technical Officials & Events	15 <span style="color: red;">↓</span> 4	11.19 % <span style="color: red;">↓</span>	<span style="color: green;">■</span>
Marketing, Media, Communication	7 -	5.22 % <span style="color: red;">↓</span>	<span style="color: black;">■</span>
<b>TOTAL</b>	<b>134</b> <span style="color: green;">↑</span> 7	<b>100%</b>	



1 Youth, Junior and U23 athlete data is included under Development.  
 2 Elite and Age Group athlete data is included under Athletes.

# National Federations Participation

Following the approval of Vietnam as a new member, the reaffiliation of Monaco and Bosnia Herzegovina, and the addition of Faroe Islands as an Associate Member, World Triathlon has 170 affiliated members on the five continents in 2022. In the case of Europe Triathlon Gibraltar is a special NF as it is not affiliated to its respective Continental Confederation.

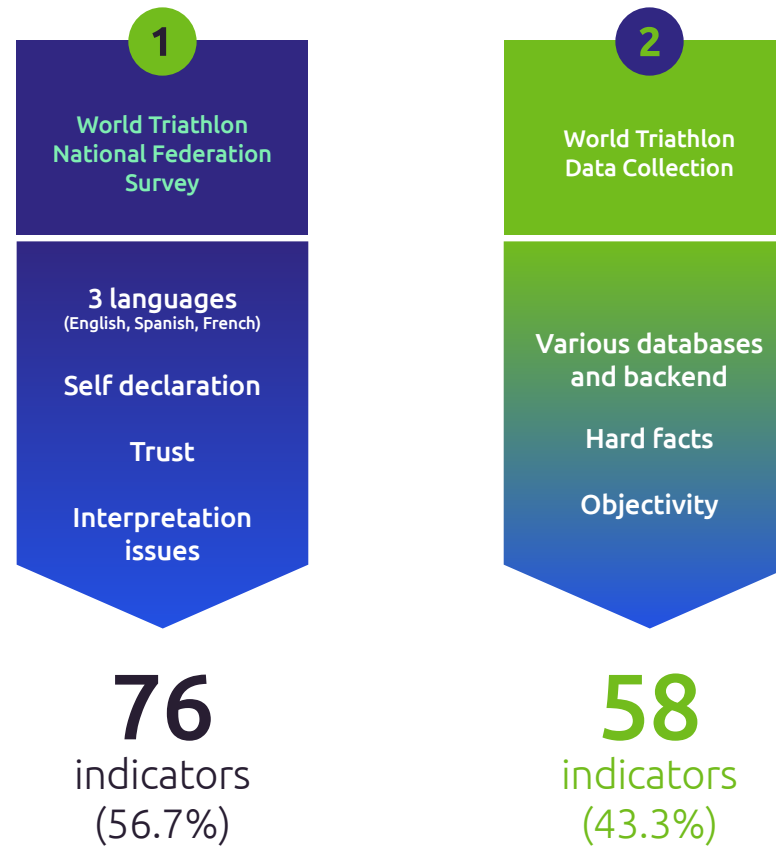
Continental Confederation	Number of NFs		Number of participants		Relative Participation	
 Africa Triathlon	33	-	27	↑1	81.8%	↑3.0%
 Americas Triathlon	37	-	34	↑5	91.9%	↑8.1%
 Asia Triathlon	37	↑1	34	↑1	91.9%	↑0.2%
 Europe Triathlon	50 <sup>3,4</sup>	↑2	48	↑1	96.0%	↑2.3%
 Oceania Triathlon	13	-	12	↓1	92.3%	↓7.7%
<b>TOTAL</b>	<b>170</b>	<b>↑3</b>	<b>155<sup>5</sup></b>	<b>↑5</b>	<b>91.2%</b>	<b>↑2.6%</b>

3 Gibraltar is not yet affiliated to Europe Triathlon.

4 Including Feroe Islands as Associate Member.

5 Haiti and Solomon Islands are included here, but their results are currently being processed due to late submission.

# Data collection methods



# World Triathlon National Federation Groups

The analysis of submissions, results and scoring of the 2022 NF Survey shows improvement in the Development, TOs & Events, and Marketing Media & Communication domains. A considerable drop is noticeable in terms of Administration Management & Governance performance of NFs (from 66.2% to 55.3% in global average).

Similar to 2021, no adjustments were applied as luckily no such external factors were present as the pandemic in 2020.

World Profile (Gr. 3B, 52.7 pts)



- 2022
- 2021
- 2020
- 2019
- 2018

Continental Profiles compared



- Africa Triathlon Continental Profile (Gr. 3B, 39.3 points)
- Oceania Triathlon Continental Profile (Gr. 2, 37.3 points)
- Asia Triathlon Continental Profile (Gr. 3B, 52.6 points)
- Americas Triathlon Continental Profile (Gr. 3B, 50.3 points)
- Europe Triathlon Continental Profile (Gr. 3A, 67.9 points)






NF Group	Description
0	Non-affiliated or outdated affiliation or non-active National Federation.
1	Established National Federation.
2	Established and functioning National Federation with a long-term Strategic Plan, <b>hosting a triathlon or multisport National Championships at least every second year.</b>
3	<b>B</b> Well-established and functioning NF with <b>Grassroots Development, Youth Continental Event participation and hosting triathlon and multisport National Championships on an annual basis.</b>
	<b>A</b> Well established and functioning NFs with <b>Development Programs, Youth, Junior and U23 Continental Event participation and hosting various triathlon, multisport and team relay National Championships.</b>
4	Developed NF, <b>Structured Education Program, Continental Class Athletes in all ages and hosting a Para triathlon National Championships.</b>
5	Developed with <b>High Performance Programmes, World Class Athletes, World Triathlon Accredited Education Systems, High Gender Equity, World Triathlon Sanctioned Event Hosting.</b>

#### Group 5 minimum criteria:

The below five KPIs are strict requirements to achieve Group 5. If any of these KPIs are missed, the NF cannot get Group 5 recognition regardless of their score.

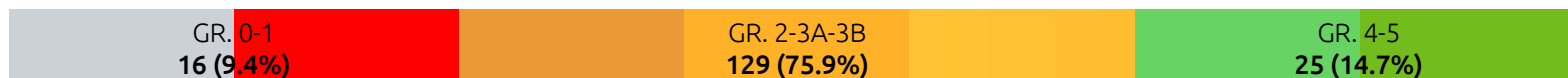
- Minimum 25% of female EB members.
- World Triathlon Accredited Coaches Education Programme (ACEP).
- World Triathlon Accredited Technical Officials Education Programme (ATOEP).
- Hosting at least one continental or world class event.
- Having an athlete qualified for the Paralympic Games.



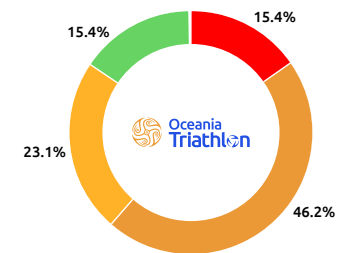
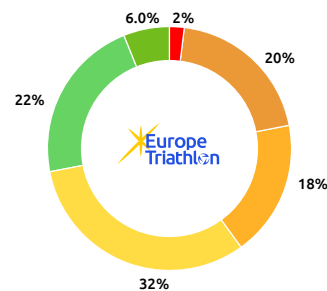
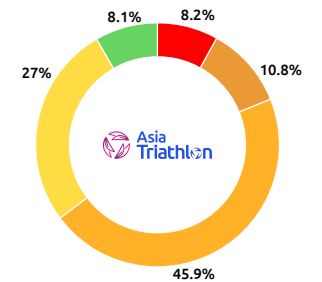
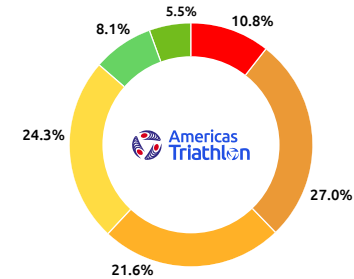
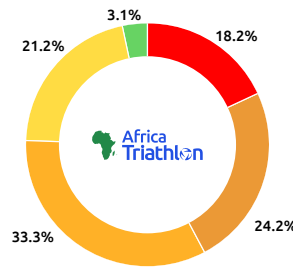
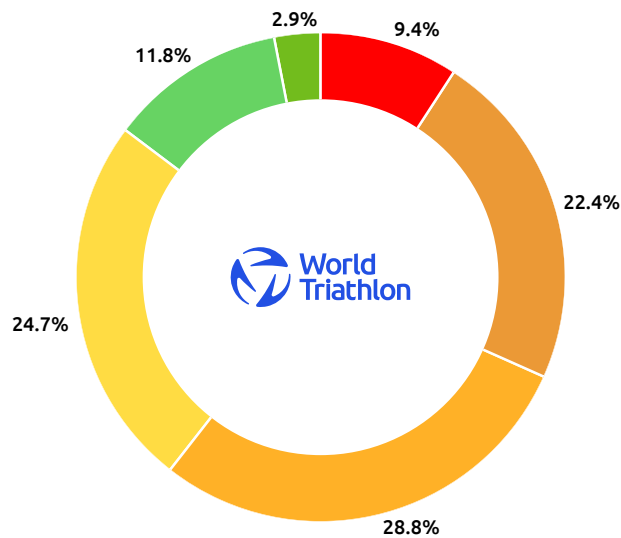
Continental Confederation	Group 0		Group 1		Group 2		Group 3				Group 4		Group 5	
							B	A						
 Africa Triathlon	n/a	n/a	6	18.2%	8	24.2%	11	33.3%	7	21.2%	1	3.1%	0	0.0%
 Americas Triathlon	n/a	n/a	4	9.3%	10	27.0%	9	24.3%	9	24.3%	3	8.1%	2	5.4%
 Asia Triathlon	n/a	n/a	3	8.1%	4	10.8%	17	46.0%	10	27.0%	3	8.1%	0	0.0%
 Europe Triathlon	n/a	n/a	1	2.0%	10	20.0%	9	18.0%	16	32.0%	11	22.0%	3	6.0%
 Oceania Triathlon	n/a	n/a	2	15.4%	6	46.2%	3	23.1%	0	0.0%	2	15.3%	0	0.0%
<b>TOTAL / AVERAGE % 2022</b>	<b>n/a</b>	<b>n/a</b>	<b>16*</b>	<b>9.4%</b>	<b>38</b>	<b>22.4%</b>	<b>49</b>	<b>28.8%</b>	<b>42</b>	<b>24.7%</b>	<b>20</b>	<b>11.8%</b>	<b>5</b>	<b>2.9%</b>
TOTAL / AVERAGE % 2021	n/a	n/a	19	11.4%	40	24.0%	50	29.9%	32	19.1%	21	12.6%	5	3.0%
TOTAL / AVERAGE % 2020	13	7.5%	11	6.4%	21	12.1%	31	17.9%	71	41.1%	24	13.9%	2	1.1%
TOTAL / AVERAGE % 2019	13	7.6%	6	3.5%	32	18.6%	40	23.3%	50	29.1%	27	15.7%	4	2.2%
TOTAL / AVERAGE % 2018			24	14.0%	43	25.2%	74		43.3%		25	14.6%	5	2.9%

\* Haiti and Solomon Islands are included here until their results are processed.

### NF Development Stages



# Global and continental group distribution of National Federations



- Group 1
- Group 3B
- Group 4
- Group 2
- Group 3A
- Group 5

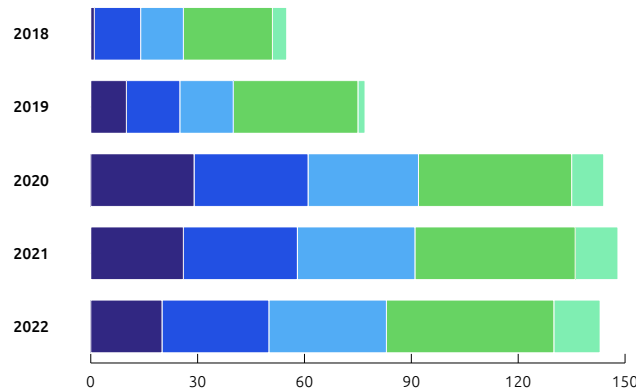


# Comparison of main KPIs over 2018-2022

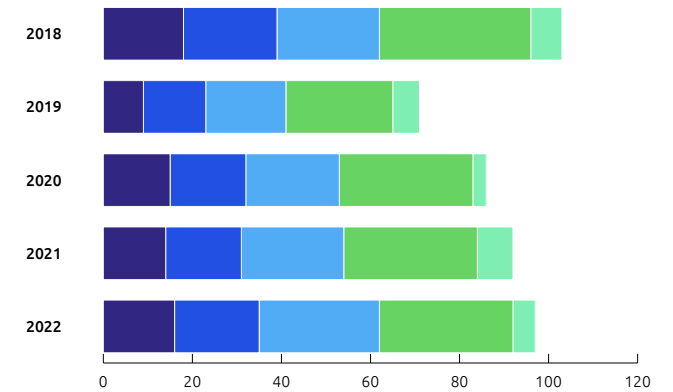
The table below provides insight into the trend of several aggregated KPIs over the last four years.

## Administration, Management and Governance

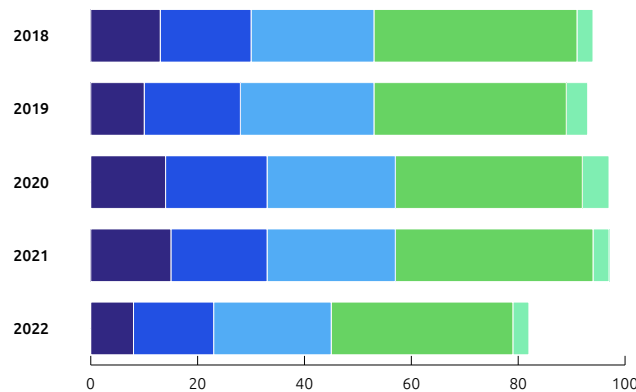
In good standing with World Triathlon



Does the NF have a Strategic Plan?

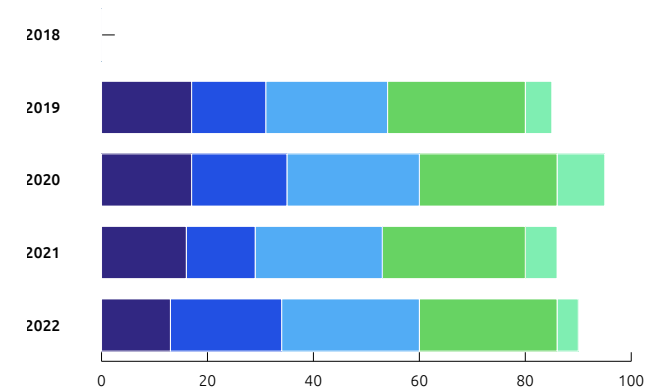


Does the NF have paid staff (employees)?



Has your NF implemented your own Safeguarding Policy?

The KPI was first introduced in the 2019 survey

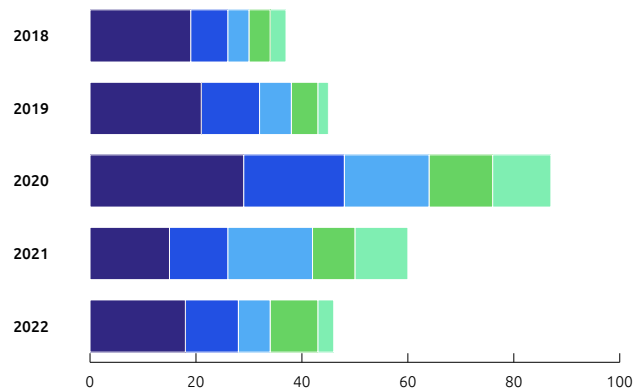


### Legend

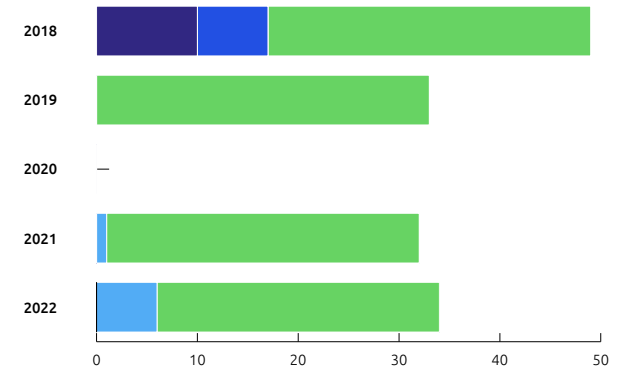
- Africa Triathlon
- Americas Triathlon
- Asia Triathlon
- Europe Triathlon
- Oceania Triathlon

# Development

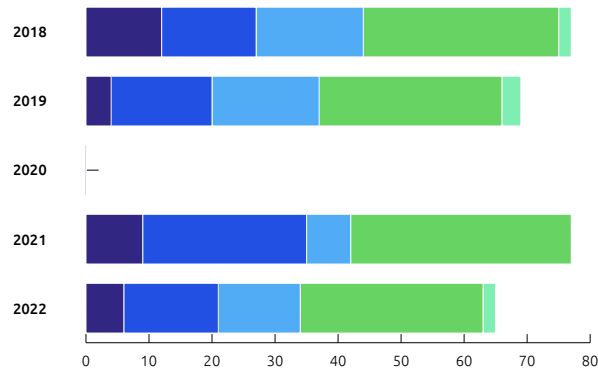
Number of NFs with no international participation



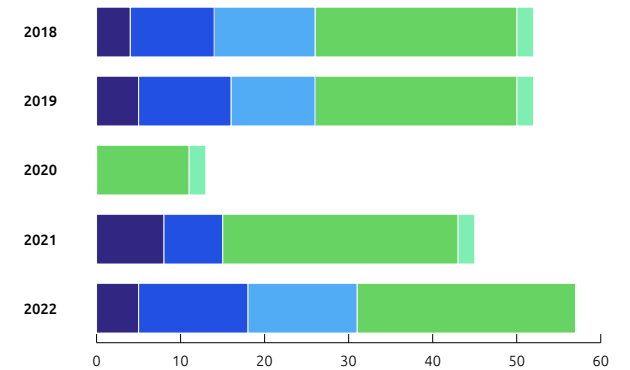
Number of NFs participating Youth Continental Championships



Number of NFs participating Juniors Continental Championships



Number of NFs participating U23 Continental Championships

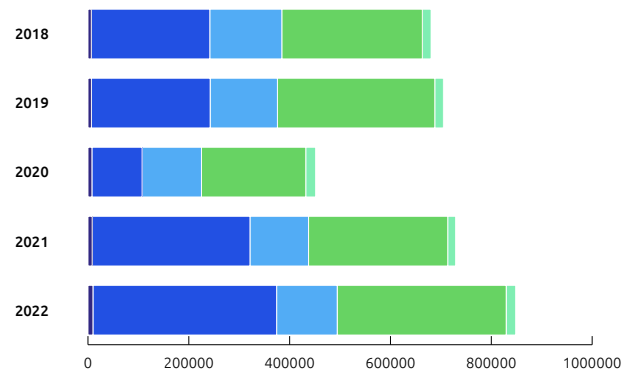


## Legend

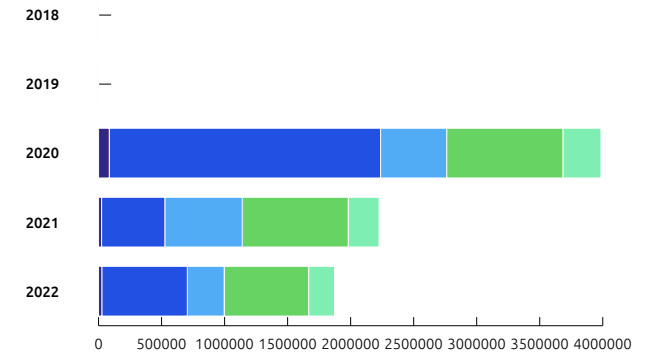
- Africa Triathlon
- Americas Triathlon
- Asia Triathlon
- Europe Triathlon
- Oceania Triathlon

# Athletes

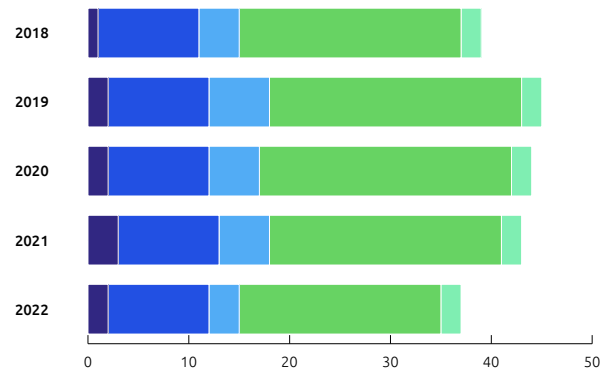
Number of registered athletes



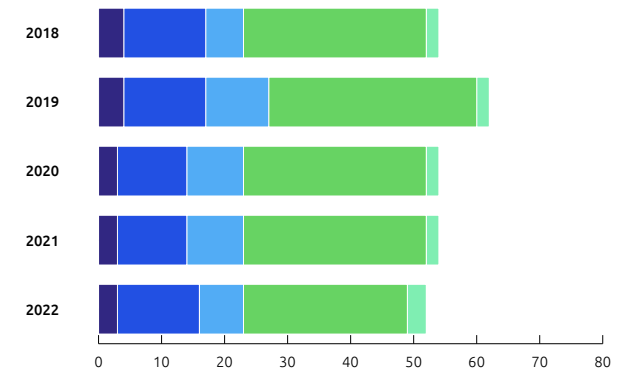
Estimated number of all athletes (incl. non-licensed)



NFs with athletes in the top 100 of the World Triathlon Ranking



NFs with athletes in the top 200 of the World Triathlon Ranking

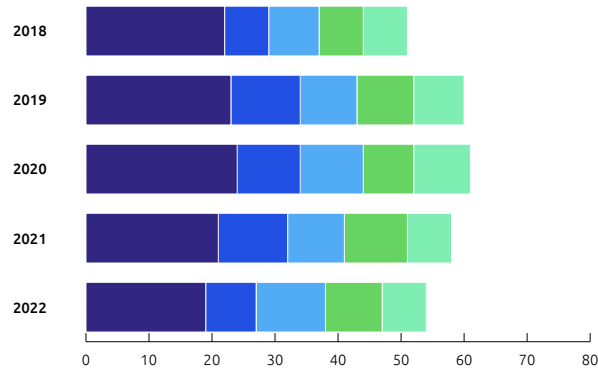


## Legend

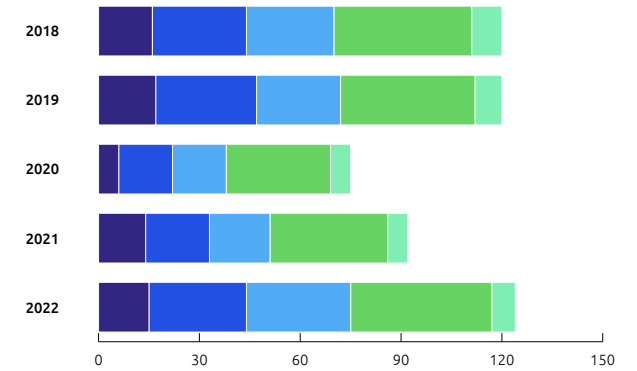
- Africa Triathlon
- Americas Triathlon
- Asia Triathlon
- Europe Triathlon
- Oceania Triathlon

## Technical Officials and Events

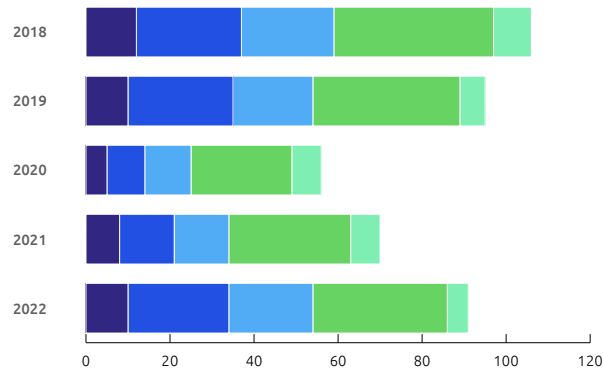
Number of NFs with no World Triathlon Certified Technical Officials



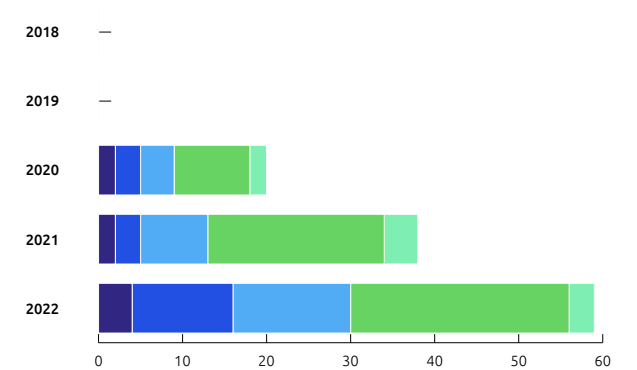
Number of NFs Hosting National Championships Sprint Distance Triathlon



Number of NFs Hosting National Championships Standard Distance Triathlon



Number of NFs Hosting National Championships Mixed Team Relay

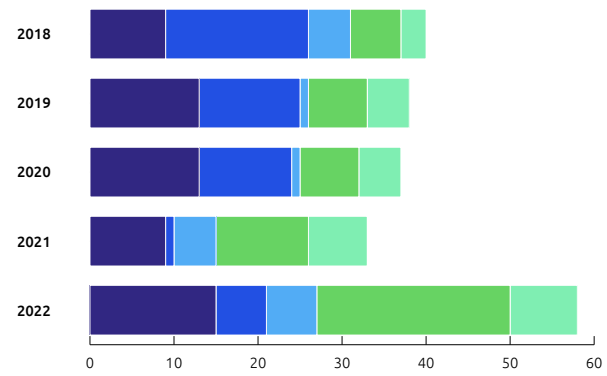


### Legend



## Coaches

Number of NFs with no World Triathlon Certified coaches



### Legend

- Africa Triathlon
- Americas Triathlon
- Asia Triathlon
- Europe Triathlon
- Oceania Triathlon



# World Triathlon National Federation Survey results

## List of the National Federations by groups by continents

Those National Federations that only have World Triathlon data (no survey response) are highlighted in red.



Country	2021	2022 NF Group		
SOUTH AFRICA	4	4	=	
ALGERIA	3B	3A	↑	
EGYPT	4	3A	↓	
KENYA	3B	3A	↑	
MOROCCO	3A	3A	=	
NIGERIA	3B	3A	=	
TUNISIA	3A	3A	=	
ZIMBABWE	3A	3A	=	
BENIN	2	3B	↑	
CENTRAL AFRICAN REPUBLIC	2	3B	↑	
GHANA	3B	3B	=	
GUINEA	1	3B	↑	
LIBYA	1	3B	↑	
MAURITIUS	2	3B	↑	
NAMIBIA	3B	3B	=	
RWANDA	3B	3B	=	
SENEGAL	3B	3B	=	
UGANDA	3B	3B	=	
ZAMBIA	3B	3B	=	

Country	2021	2022 NF Group		
BURKINA FASO	1	2	↑	
CAMEROON	2	2	=	
COTE D'IVOIRE	2	2	=	
GAMBIA	2	2	=	
MOZAMBIQUE	2	2	=	
NIGER	3B	2	↓	
SIERRA LEONE	2	2	=	
TOGO	2	2	=	
BURUNDI	3B	1	↓	
CHAD	3B	1	↓	
CONGO, DEM. REP. OF THE	1	1	=	
MADAGASCAR	1	1	=	
SEYCHELLES	1	1	=	
TANZANIA, UNITED REPUBLIC OF	1	1	=	

Country	2021	2022 NF Group		
CHINESE TAIPEI	3A	4	↑	
HONG KONG	3A	4	↑	
JAPAN <sup>1</sup>	4	4	=	
CHINA	3A	3A	=	
INDIA	3B	3A	↑	
IRAN, ISLAMIC REP. OF	3A	3A	=	
KAZAKHSTAN	3A	3A	=	
KOREA, REPUBLIC OF	3B	3A	↑	
PHILIPPINES	3A	3A	=	
SINGAPORE	3B	3A	↑	
SYRIAN ARAB REPUBLIC	3A	3A	=	
UNITED ARAB EMIRATES	3A	3A	=	
UZBEKISTAN	3A	3A	=	
BAHRAIN	3B	3B	=	
BANGLADESH	3B	3B	=	
CAMBODIA	2	3B	↑	
INDONESIA	3B	3B	=	
JORDAN	3B	3B	=	
KUWAIT	3B	3B	=	

Country	2021	2022 NF Group		
KYRGYZSTAN	3B	3B	=	
LEBANON	3B	3B	=	
MACAU	3B	3B	=	
MALAYSIA	3B	3B	=	
MONGOLIA	3B	3B	=	
NEPAL	2	3B	↑	
PALESTINIAN TERRITORY, OCCUPIED	3B	3B	=	
QATAR	3B	3B	=	
SAUDI ARABIA	3B	3B	=	
SRI LANKA	3B	3B	=	
THAILAND	3B	3B	=	
IRAQ	2	2	=	
MALDIVES	2	2	=	
OMAN	2	2	=	
VIETNAM	n/a	2	★	
AFGHANISTAN	1	1	=	
MYANMAR <sup>2</sup>	1	1	=	
PAKISTAN	1	1	=	

1 Would be 5 based on overall survey score with ACEP - (Group 5 minimum criteria introduced in 2018).

2 Suspended NF.

★ Newly affiliated National Federation or Associate Member.



Country	2021	2022 NF Group		
CANADA	4	5	↑	
MEXICO	5	5	=	
COLOMBIA	3A	4	↑	
BRAZIL	4	4	=	
UNITED STATES <sup>1</sup>	4	4	=	
ARGENTINA	3A	3A	=	
BOLIVIA	3B	3A	↑	
CHILE	4	3A	↓	
COSTA RICA	3A	3A	=	
CUBA	3A	3A	=	
DOMINICAN REPUBLIC	3A	3A	=	
ECUADOR	3A	3A	=	
GUATEMALA	3A	3A	=	
URUGUAY	3B	3A	↑	
BARBADOS	2	3B	↑	
BERMUDA	3B	3B	=	
JAMAICA	3B	3B	=	
NICARAGUA	1	3B	↑	
PANAMA	2	3B	↑	
PERU	3B	3B	=	
PUERTO RICO	2	3B	↑	
TRINIDAD AND TOBAGO	3B	3B	=	
VENEZUELA	3B	3B	=	

Country	2021	2022 NF Group		
ANTIGUA AND BARBUDA	1	2	↑	
ARUBA	3B	2	↓	
BAHAMAS	2	2	=	
CAYMAN ISLANDS	2	2	=	
EL SALVADOR	2	2	=	
GRENADA	2	2	=	
HONDURAS	2	2	=	
PARAGUAY	2	2	=	
SAINT KITTS AND NEVIS	2	2	=	
VIRGIN ISLANDS, U.S.	2	2	=	
BELIZE	1	1	=	
BRITISH VIRGIN ISLANDS	1	1	=	
SURINAME	1	1	=	
HAITI <sup>2</sup>	1	n/a	n/a	

- 1 Would be Group 5 based on overall survey score with Female gender balance in the EB, ATOEP, and ACEP - (Group 5 minimum criteria introduced in 2018).
- 2 Survey results are being processed due to late submission.

Country	2021	2022 NF Group	
FRANCE	5	5	=
GREAT BRITAIN	5	5	=
SPAIN	5	5	=
AUSTRIA	4	4	=
BELGIUM	4	4	=
DENMARK	3A	4	↑
GERMANY	4	4	=
HUNGARY	4	4	=
IRELAND	4	4	=
ITALY <sup>1</sup>	4	4	=
NETHERLANDS	4	4	=
NORWAY	4	4	=
PORTUGAL	4	4	=
SWITZERLAND	4	4	=
CROATIA	3A	3A	=
CZECH REPUBLIC	4	3A	↓
ESTONIA	3A	3A	=
FINLAND	3A	3A	=
ISRAEL	3A	3A	=
LITHUANIA	3B	3A	↑
LUXEMBOURG	3A	3A	=
POLAND	4	3A	↓

Country	2021	2022 NF Group	
ROMANIA	3A	3A	=
RUSSIAN FEDERATION	4	3A	↓
SERBIA	3A	3A	=
SLOVAKIA	3A	3A	=
SLOVENIA	3A	3A	=
SWEDEN	3A	3A	=
TURKEY	3A	3A	=
UKRAINE	3A	3A	=
BELARUS	3B	3B	=
GEORGIA	2	3B	↑
GIBRALTAR	3B	3B	=
GREECE	3B	3B	=
KOSOVO	3B	3B	=
LATVIA	3B	3B	=
MALTA	2	3B	↑
MOLDOVA, REPUBLIC OF	3B	3B	=
NORTH MACEDONIA	3B	3B	=
ANDORRA	2	2	=
AZERBAIJAN	3B	2	↓
BOSNIA AND HERZEGOVINA	1	2	↑
BULGARIA	1	2	↑
CYPRUS	3B	2	↓

Country	2021	2022 NF Group	
FAROE ISLANDS	n/a	2	★
ICELAND	2	2	=
LIECHTENSTEIN	2	2	=
MONACO <sup>2</sup>	n/a	2	★
MONTENEGRO	2	2	=
ARMENIA	1	1	=

1 Would be Group 5 based on overall survey score with Female gender balance in the EB, ATOEP, and ACEP - (Group 5 minimum criteria introduced in 2018).

2 Reaffiliated in 2022.

★ Newly affiliated National Federation or Associate Member.



Country	2021	2021 NF Group		
AUSTRALIA	5	4	↓	
NEW ZEALAND	4	4	=	
FIJI	2	3B	↑	
TAHITI	3B	3B	=	
SAMOA	3B	3B	=	
AMERICAN SAMOA	2	2	=	
COOK ISLANDS	2	2	=	
GUAM	2	2	=	
NORTHERN MARIANA ISLANDS	2	2	=	
PALAU	2	2	=	
PAPUA NEW GUINEA	2	2	=	
TONGA	2	1	↓	
SOLOMON ISLANDS <sup>1</sup>	2	n/a	n/a	

1 Survey results are being processed due to late submission.

## Not in 'good standing' National Federations - 2022

List of National Federations who did not fulfill the annual membership requirements

Country	Confederation
AFGHANISTAN	Asia Triathlon
ANTIGUA AND BARBUDA	Americas Triathlon
ARMENIA	Europe Triathlon
BELIZE	Americas Triathlon
BRITISH VIRGIN ISLANDS	Americas Triathlon
BULGARIA	Europe Triathlon
BURKINA FASO	Africa Triathlon
BURUNDI	Africa Triathlon
CAYMAN ISLANDS	Americas Triathlon
CHAD	Africa Triathlon
CONGO, THE DEMOCRATIC REPUBLIC OF	Africa Triathlon
COTE D'IVOIRE	Africa Triathlon
GHANA	Africa Triathlon

Country	Confederation
GUINEA	Africa Triathlon
HAITI	Americas Triathlon
LIBYA	Africa Triathlon
MADAGASCAR	Africa Triathlon
MALDIVES	Asia Triathlon
MYANMAR*	Asia Triathlon
NICARAGUA	Americas Triathlon
PAKISTAN*	Asia Triathlon
SEYCHELLES	Africa Triathlon
SURINAME	Americas Triathlon
TANZANIA	Africa Triathlon
UGANDA	Africa Triathlon

\* Myanmar and Pakistan were suspended in 2022.



Be your extraordinary



Our National Federations' success is **our legacy!**

Contact

[federations@triathlon.org](mailto:federations@triathlon.org)

